



DATA SHEET

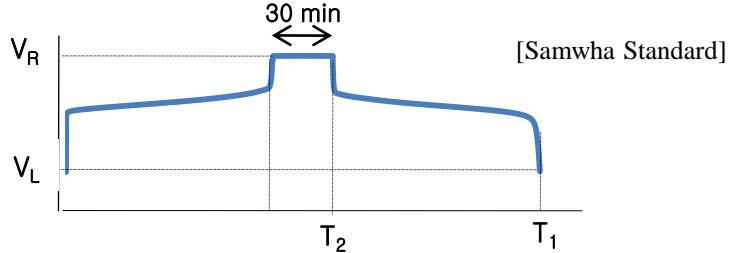
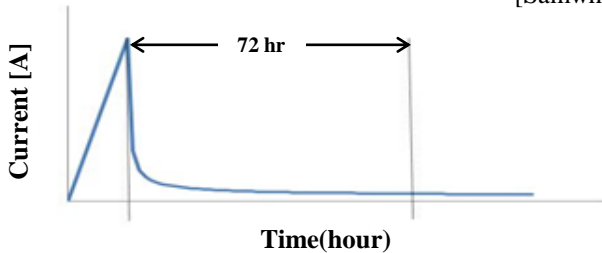
NAME	BATTERY CAPACITOR
ITEM	2.7V 40,000F(Ø60 × L138) Part No. CB2R7409W60138ATBHP
APPLICATION	-
REMARK	-
COMPANY	SAMWHA CAPACITOR
TEL	82 31 330 5922
ADDRESS	227, Gyeonggidong-ro, Namsa-myeon, Cheoin-gu, Youngin-si, Gyeonggi-do, Korea

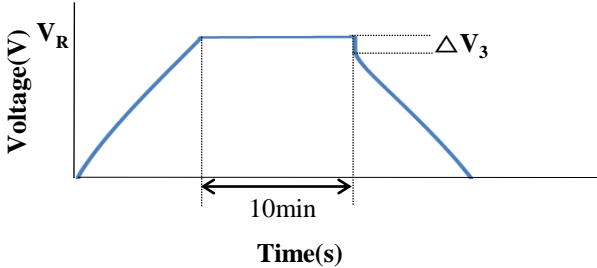
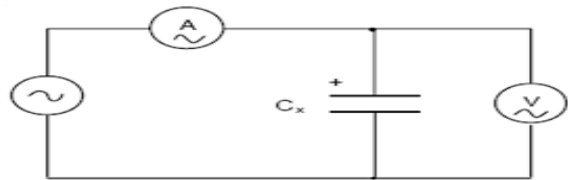


CB2R7409W60138ATBHP

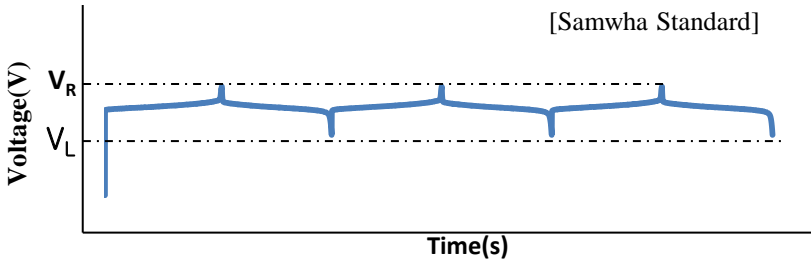
Item	Unit	Specification
Capacitance (25℃, 2.7~1.6V)	F	40,000
Capacity(25℃, 2.7~1.6V)	Ah	12
Usable Energy Density(25℃, 2.7~1.6V)	Wh	24.4
Rated Voltage, V_R	V	2.7
Max. Current	A	70
ESR (DC / AC,1kHz)	mΩ	<0.7 / <0.4
Usable Specific Power(P_d)	W/kg	1560
Dimensions	mm	60Φ x 138mm
Weight	kg	0.80
Operating Temperature Range	℃	-20 ~ +50
Capacitance Change	%	Within ±40% of initial value
Internal Resistance Change	%	Less than 200% of initial value
Max. Leakage Current, L_C (after 72h)	mA	<12
Cycle Life(25℃)	cycle	20,000

1. Electrical Performance

No	Item	Unit	Specification	Test Conditions and Methods
1	Capacitance at 20°C	F	40,000	 $E = \frac{1}{2} \times C \times \frac{(V_R^2 - V_L^2)}{3600} \quad (Wh)$ <p>1) Charging is performed by constant current of 1mA/F. 2) Charging is performed for duration of 30 minutes a rated voltage. 3) Discharge use a constant current load device and measure the time for the terminal voltage from V_R to V_L at the current density of 1mA/F.</p>
2	Capacitance Tolerance at 20°C	%	-10 / +20	-
3	Rated voltage	V	2.7	-
4	Leakage current after 72 hour	mA	<12	 <p>The battery capacitor is charged with the rated voltage for 72hours. Then, leakage current is measured by current measurement equipment.</p>

No	Item		Unit	Specification	Test Conditions and Methods
5	Internal resistance (ESR)	DC	mΩ	<0.7	<p>[Samwha Standard]</p>  <p style="text-align: right;">$R_D = \frac{\Delta V_3}{I}$</p>
		AC 1kHz	mΩ	<0.4	<p>[IEC 62391-1]</p>  <p style="text-align: right;">$R_A = \frac{\Delta V}{I}$</p> <ol style="list-style-type: none"> 1) The internal resistance R_A of a capacitor shall be calculated by the above formula. 2) The frequency of the measuring voltage shall be 1kHz. 3) The AC current shall be from 1mA to 10mA.
6	Operating temperature		°C	-20 ~ +50	Operating temperature range shall be -20 ~ +50°C.
7	Energy density	Gravimetric	Wh/kg	30.5	2.7~1.6V
8	Power density	Gravimetric	W/kg	1560	-

2. Reliability

No	Item		Unit	Specification	Test Conditions and Methods										
1	Temperature Characteristic	Capacitance change	%	Within $\pm 40\%$ of initial specified value at $+20^\circ\text{C}$	<p>[Samwha Standard]</p> <table border="1"> <thead> <tr> <th>Temperature($^\circ\text{C}$)</th> <th>Keep Time</th> </tr> </thead> <tbody> <tr> <td>$+ 20 \pm 2$</td> <td>-</td> </tr> <tr> <td>$- 20 \pm 2$</td> <td>2 hr</td> </tr> <tr> <td>$+ 20 \pm 2$</td> <td>15 min</td> </tr> <tr> <td>$+ 50 \pm 2$</td> <td>2 hr</td> </tr> </tbody> </table> <p>Measure electrical characteristics after exposing capacitor to each temperature atmosphere for 2 hours or 15 minutes.</p>	Temperature($^\circ\text{C}$)	Keep Time	$+ 20 \pm 2$	-	$- 20 \pm 2$	2 hr	$+ 20 \pm 2$	15 min	$+ 50 \pm 2$	2 hr
		Temperature($^\circ\text{C}$)	Keep Time												
$+ 20 \pm 2$	-														
$- 20 \pm 2$	2 hr														
$+ 20 \pm 2$	15 min														
$+ 50 \pm 2$	2 hr														
		Internal resistance change	%	Less than 200 % of initial specified value at $+20^\circ\text{C}$											
2	Shelf life after 1000 hours no load test same as endurance		%	Same as endurance	<p>[Samwha Standard]</p> <p>Temperature : $50 \pm 2^\circ\text{C}$ Duration : 1000 $+72/-0$ hour</p>										
3	Cycle life (at 25°C)	Cycle	Cycle	20,000	<p>[Samwha Standard]</p>  <p>where V_R is the rated voltage of 2.7V V_L is the low voltage of 1.6V</p> <p>Condition the capacitor at $25 \pm 3^\circ\text{C}$ until thermal equilibrium is reached. Initialize the voltage on the capacitor at V_L(1.6V). Then charge the capacitor at a current 45A to V_R. Maintain voltage V_R on the capacitor for 10 ± 0.50 s. Then discharge the capacitor to V_L at current 45A. Hold at V_L for 10 ± 0.50 s. This defines a cycle(see Figure). Repeat this cycle throughout the testing.</p>										
		Capacitance change	%	Within $\pm 40\%$ of initial specified value											
		Internal resistance change	%	Less than 200 % of initial specified value											

No	Item		Unit	Specification	Test Conditions and Methods
4	Damp heat	Capacitance change	%	Within ± 30 % of initial specified value	[Samwha Standard] Temperature : 50 ± 2 °C Relative humidity : 90%~95% Duration : 240 ± 8 hours
		Internal resistance change	%	Within ± 200 % of initial specified value	

3. Dimensions

Part number	Capacitance (F)	Dimension(mm)		
		D (± 0.2)	L (± 0.3)	H (± 0.7)
CB2R7409W60138ATBHP	40,000	60.2	138.5	15

