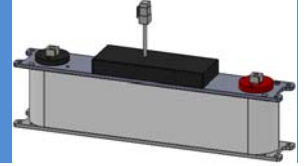


# MCP0200C0-0016R0SHC



## FEATURES AND BENEFITS

- Compact, fully enclosed splash proof design
- Highest power performance
- Individually balanced cells
- Over 1,000,000 duty cycles
- Ultra-low internal resistance

## TYPICAL APPLICATIONS

- Automotive
- Industrial
- Telecommunications
- Railway transportation
- Uninterruptible Power Supplies(UPS)

## SPECIFICATIONS

### ELECTRICAL

#### Capacitance

Nominal capacitance	200 F
Capacitance tolerance	+20% / -0%

#### Voltage

Rated voltage	16 V
Absolute Maximum Voltage	17 V

#### Resistance

ESR, DC	3.6 mΩ
---------	--------

#### Current

Maximum continuous current ( $\Delta T=40^{\circ}\text{C}$ )	80 A
Maximum peak current, 1 sec.	950 A
Leakage current (25°C, after 72h)	2.5 mA

### TEMPERATURE

<b>Operating temperature range</b> (Cell case temperature)	-40°C to +65°C
---	----------------

<b>Storage temperature range</b> (Storage uncharged)	-40°C to +70°C
---	----------------

### PHYSICAL

<b>Weight</b>	4.2 kg
---------------	--------

<b>Power Terminals</b>	M8/M10
------------------------	--------

<b>Recommended Torque - Terminal</b>	20/30 Nm
--------------------------------------	----------

<b>Vibration Specification</b>	GB-T 11287-2000
--------------------------------	-----------------

<b>Shock Specification</b>	GBT 14537-1993
----------------------------	----------------

<b>Environmental Protection</b>	IP54
---------------------------------	------

### MONITORING / CELL VOLTAGE MANAGEMENT

<b>Internal Temperature Sensor</b>	NTC Thermistor
------------------------------------	----------------

<b>Cell Voltage Monitoring</b>	Overvoltage Alarm
--------------------------------	-------------------

### POWER AND ENERGY

<b>Usable power density (Pd)</b>	2,031 W/kg
----------------------------------	------------

<b>Impedance match power density (Pmax)</b>	4,232 W/kg
---	------------

<b>Gravimetric energy density (Emax)</b>	1.7 Wh/kg
--	-----------

<b>Energy available</b>	7.1 Wh
-------------------------	--------

### LIFE

<b>High Temperature</b> (at Rated Voltage & Maximum operating Temperature)	1,500 hours
---	-------------

Capacitance change (% decrease from minimum initial value)	≤20%
---	------

ESR change (% increase from maximum initial value)	≤100%
---	-------

<b>Room Temperature</b> (at Rated Voltage at 25°C)	10 years
---	----------

Capacitance change (% decrease from minimum initial value)	≤20%
---	------

ESR change (% increase from maximum initial value)	≤100%
---	-------

<b>Cycle Life</b> (Number of cycles)	1,000,000
---	-----------

Capacitance change (% decrease from minimum initial value)	≤20%
---	------

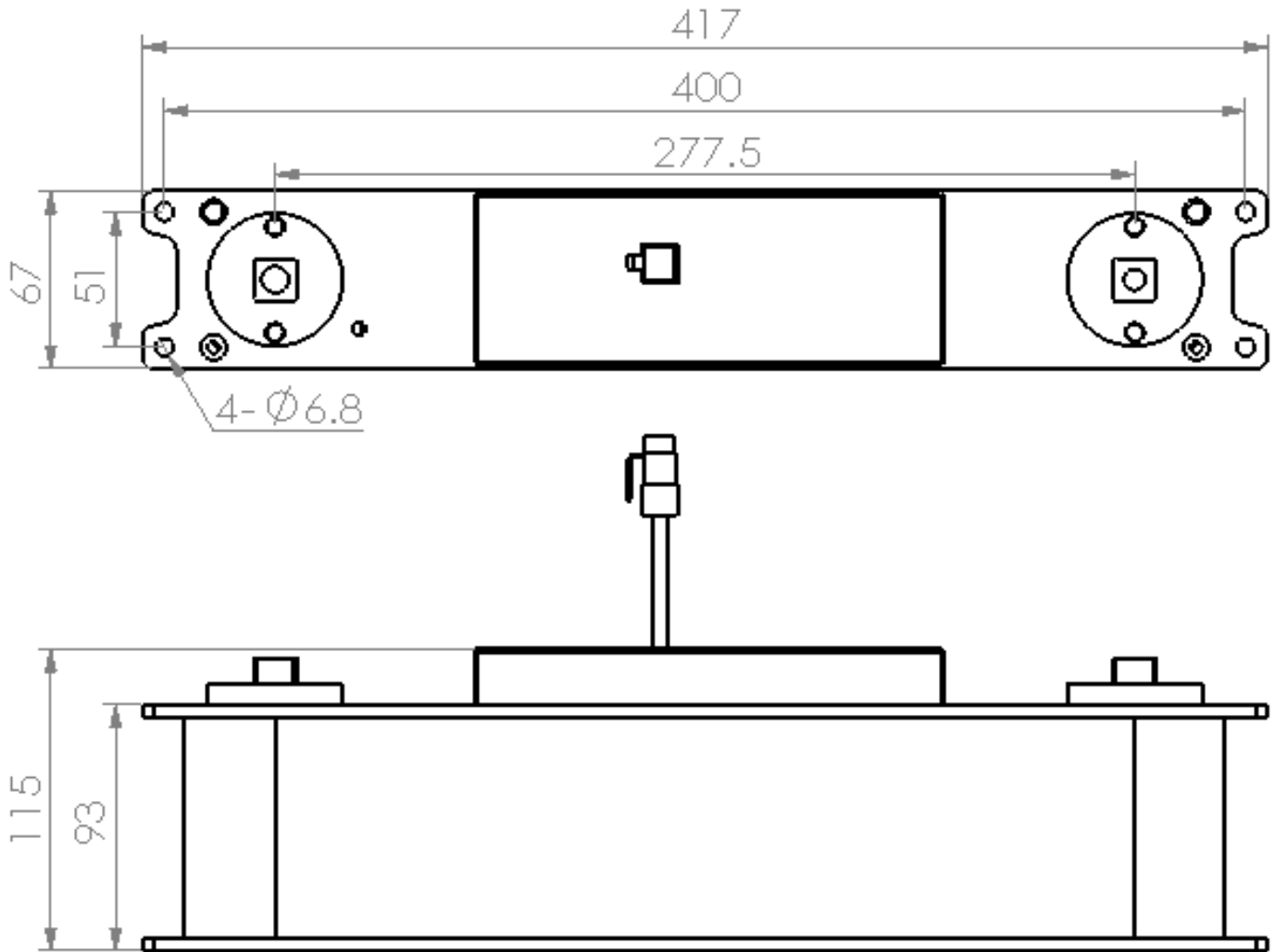
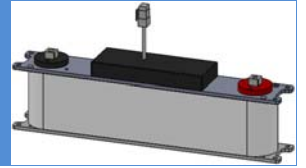
ESR change (% increase from maximum initial value)	≤100%
---	-------

<b>Shelf Life</b> (Stored uncharged up to a maximum storage temperature)	2 years
---	---------

<b>Factory High-Pot Test</b>	1,500 V DC
------------------------------	------------

<b>Environment humidity</b>	≤90%
-----------------------------	------

# MCP0200C0-0016R0SHC



Pin No.	Wire color	Defination	Output
1	Black	GND	
2	Red	Over voltage alarm	High - Inactive Low - Active
3	Void	Void	
4	Green	Temperature	

Part Number	Dimension (mm)			Package Quantity(set)
	L (±0.5mm)	W (±0.5mm)	H (±0.5mm)	
MCP0200C0-0016R0SHC	417.0	67.0	115.0	2

Product dimensions are for reference only unless otherwise identified. Product dimensions and specifications may change without notice.  
Please contact SPS directly for any technical specifications critical to application.