


Schottky Power Diode, 30A

Features

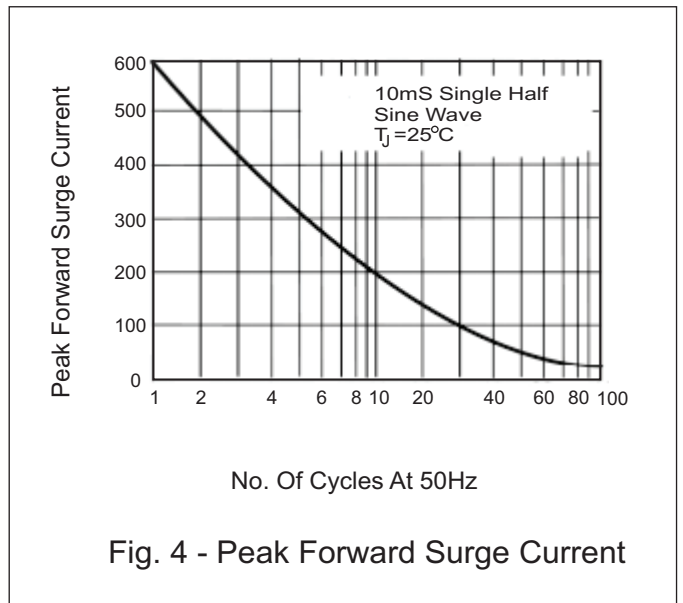
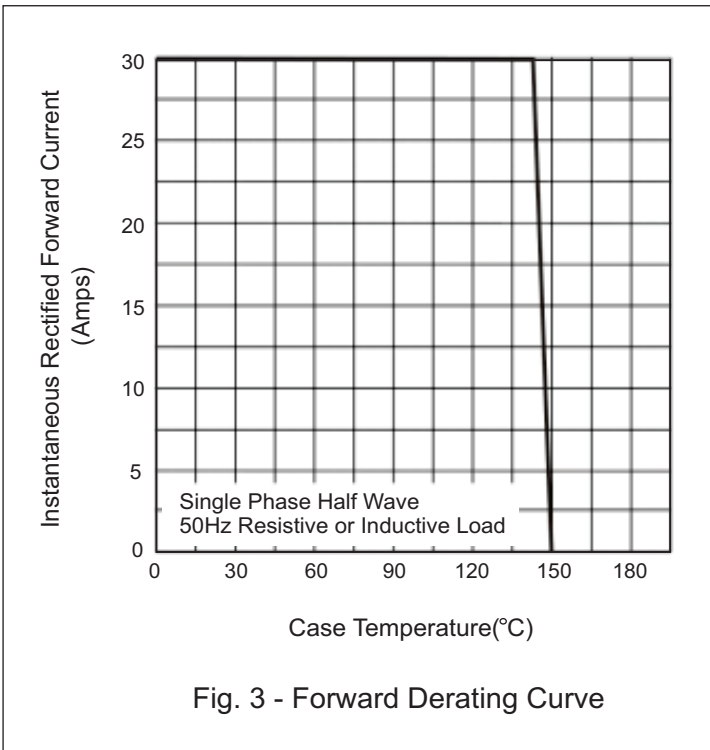
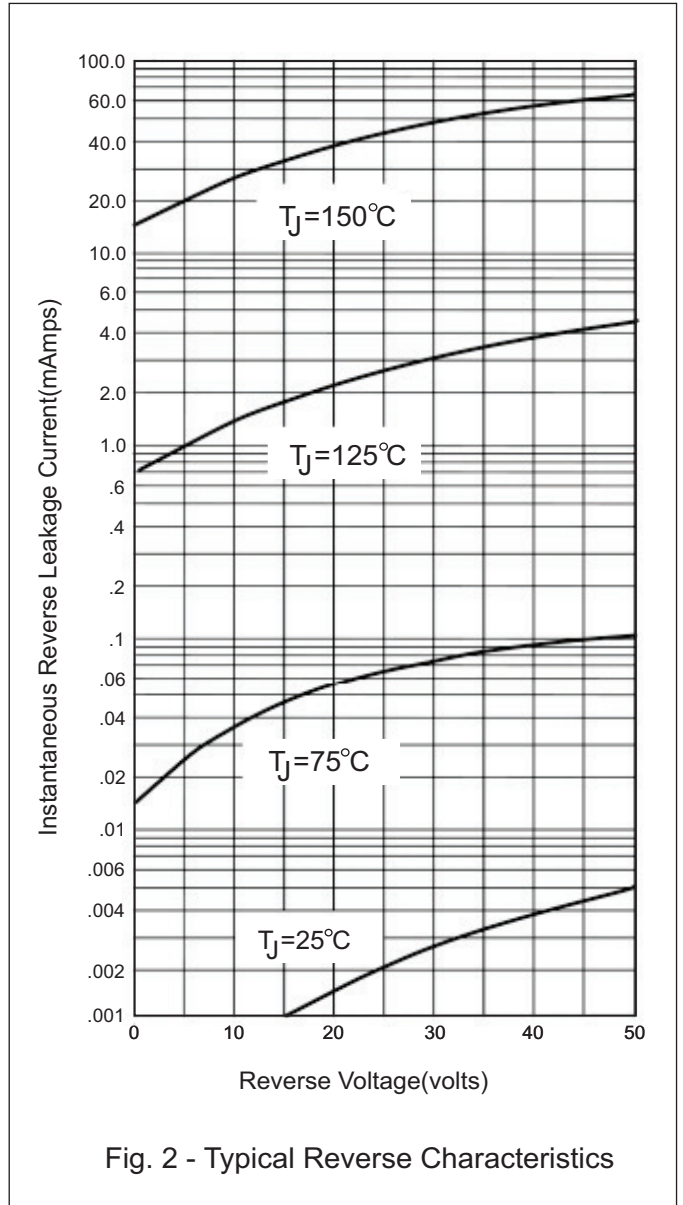
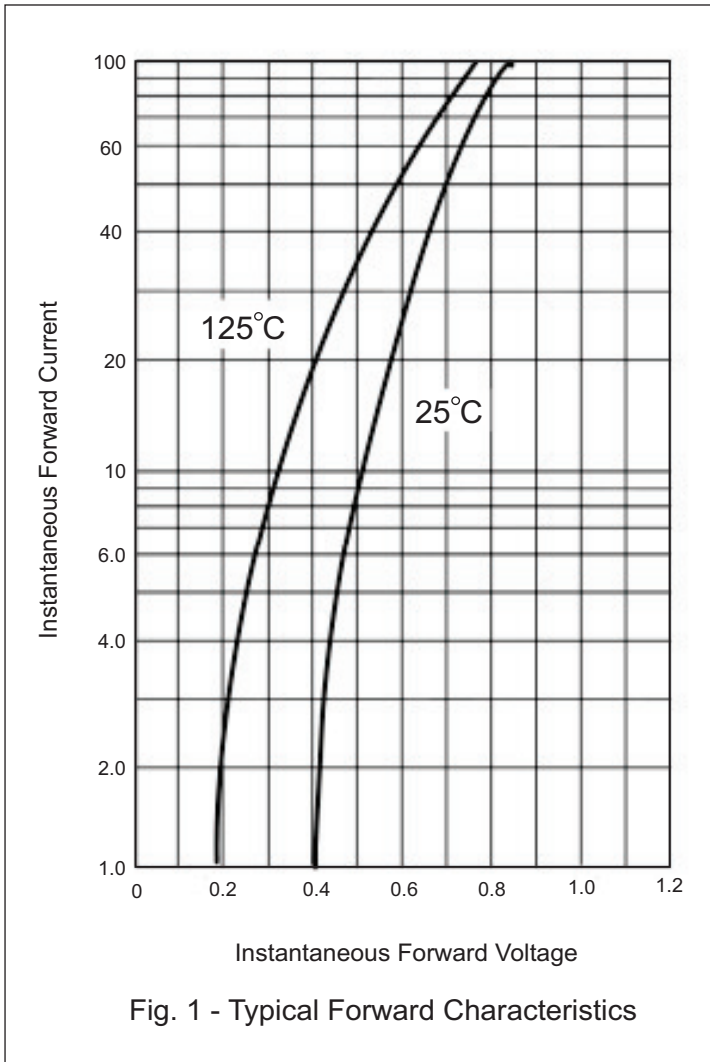
- Fast Switching
- Low forward voltage drop
- High surge capability
- High efficiency, low power loss
- Normal and Reverse polarity



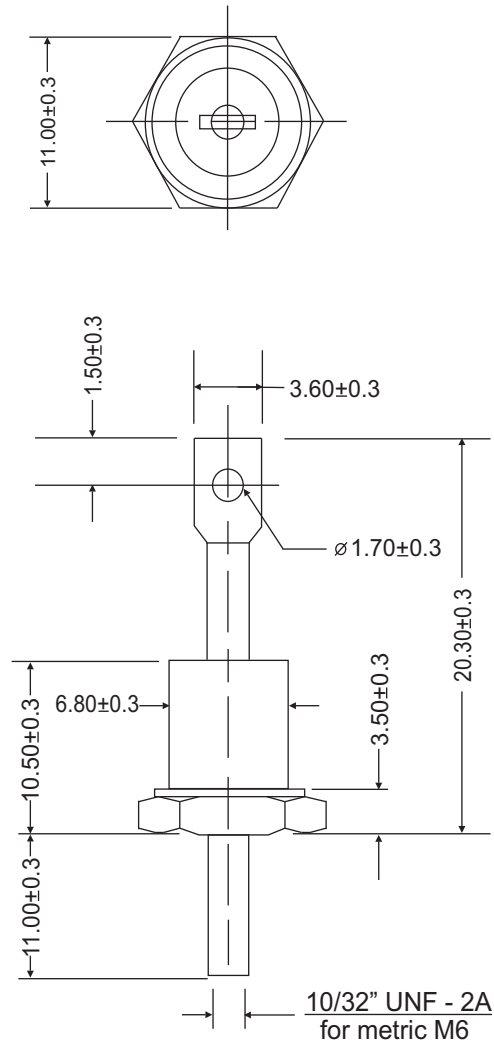
DO-203AA (DO-4)

Maximum Ratings ($T_J = 25^\circ\text{C}$, unless otherwise noted)					
Parameter	Test Conditions	Symbol	SD41(R)	SD4145(R)	Units
Repetitive peak reverse voltage		V_{RRM}	35	45	V
RMS reverse voltage		V_{RMS}	25	32	V
DC blocking voltage		V_{DC}	35	45	V
Continuous forward current	$T_C \leq 100^\circ\text{C}$	I_F	30	30	A
Surge non-repetitive forward current, half-sine wave	$T_C = 25^\circ\text{C}$	I_{FSM}	600	600	A
Forward voltage	$I_F = 30\text{ A}$ $T_J = 25^\circ\text{C}$	V_F	0.68	0.68	V
Reverse current	$V_R = 35\text{V}, T_J = 25^\circ\text{C}$	I_R	1.5	1.5	mA
	$V_R = 35\text{V}, T_J = 125^\circ\text{C}$		25	25	

Thermal & Mechanical Specifications ($T_J = 25^\circ\text{C}$, unless otherwise noted)				
Parameters	Symbol	SD41(R)	SD4145(R)	Units
Maximum thermal resistance, junction to case	$R_{th(jc)}$	1.5		$^\circ\text{C}/\text{W}$
Operating junction temperature range	T_J	-55 to 150		$^\circ\text{C}$
Storage temperature	T_{stg}	-55 to 175		$^\circ\text{C}$
Mounting torque (non-lubricated threads)	F	2.0		Nm
Approximate allowable weight	W	5.0		g



Package Outline



ALL DIMENSIONS IN MM